

**DESCRIZIONE / DESCRIPTION**

Valvola ad H modello export, diritta-angolo bitubo..

*Straight-Angle H control valve export type for double Pipe systems*

**FOTO / PICTURE**



345 CP


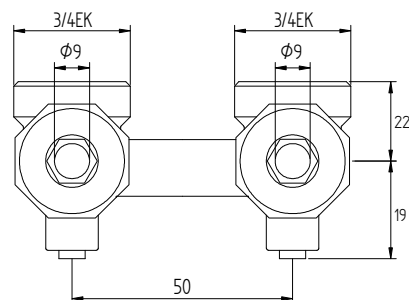
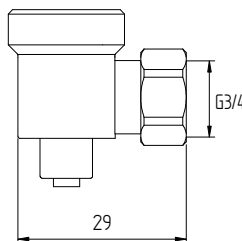
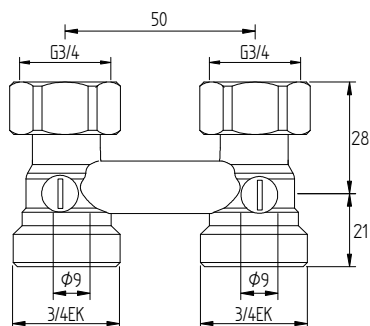


346 CP

**CARATTERISTICHE / FEATURES**

- corpo, sfera, asta e bocchettone in ottone CW617N.
- sfera lavorata con utensile in diamante, cromata.
- sedi in P.T.F.E. vergine dimensionate con angolo di tenuta di 7° min.
- guarnizione tenuta asta: o-r in gomma NBR
- finitura superficiale sabbiata nichelata
- PN 10: TEMP. : -20°C ÷ 110°C
- *brass CW617N body, ball, stem and nut and tail.*
- *ball ground by diamond-tipped tool, chromium plated.*
- *virgin P.T.F.E. seats with 7° min. tightness angle.*
- *o-ring stem packing in NBR rubber.*
- *Nichel plate finishing.*
- *PN 10: TEMP. : -20°C ÷ 110°C*

**DIMENSIONI PRINCIPALI / LEADING DIMENSIONS**



PRESSIONI DI ESERCIZIO A MAX 80°C / WORKING PREASSURES AT 80°C

PN 10	*	*	p.s.i. 150
	1/2"	3/4"	

KVs 1,00

