

DESCRIZIONE / DESCRIPTION

FOTO / PICTURE

Valvola radiatore a semplice regolazione.  
Attacco ferro/rame

Radiator valve simple regulation. Threaded  
end/connection copper

Robinet radiateur à simple réglage. Raccord  
à visser/cuivre

Hiezkörperventil mit einfacher Einstellung.  
Anschluss für Eisenrohre/copper



250VO



255VO




260VO



265VO

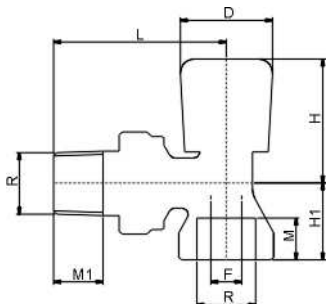
CARATTERISTICHE DELLA VALVOLA

VALVE FEATURES



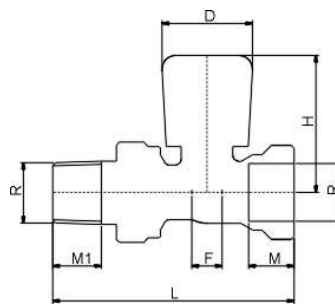
1: corpo - body - corps - körper :	CW617N
2: vitone - headwork - tête - oberteil :	CW614N
3: guarnizioni - gaskets - joints - Dichtung :	EPDM
4: calotta - nut - écrou - mutter:	CW617N
5: bocchettone - tail - douille - Anschlussnutzen	CW617N
6: asta - stem - enchères - auktion:	CW617N
10 bar / 110°C	

DIMENSIONI PRINCIPALI / LEADING DIMENSIONS



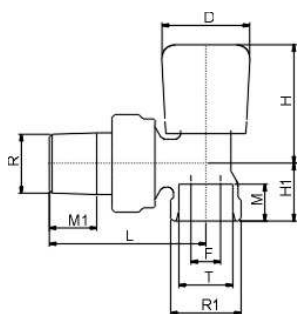
260VO

R"		1/2
F		10
L		50
H		41
H1		23
M		10
M1		12
D		31



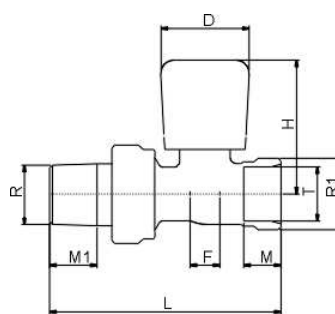
265VO

R"	3/8	1/2
F		10
L		68
H		48
H1		-
M		10
M1		12
D		31



250VO

R"	3/8	1/2
R1	1/2"	1/2"
T	16	16
F	10	10
L	50	52
H	40	40
H1	25	25
M	12	12
M1	11	12
D	31	31



255VO

R"	3/8	1/2
R1	1/2"	1/2"
T	16	16
F	10	10
L	66	77
H	40	40
M	12.5	12.5
M1	11	12
D	31	31

PERDITE DI CARICO / PRESSURE DROPS

