

DESCRIZIONE / DESCRIPTION

FOTO / PICTURE

Detentore di regolazione.

Lockshield regulating valve.

Coude de réglage.

Winkelventil für Regulierung.



350CP



355CP

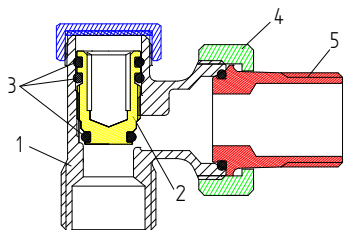


360CP



365CP

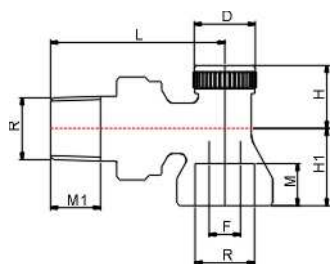
CARATTERISTICHE DELLA VALVOLA



VALVE FEATURES

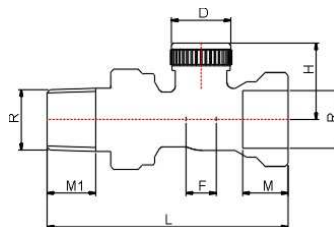
1: corpo - body - corps - körper :	CW617N
2: vitone - headwork - tête - oberteil :	CW614N
3: guarnizioni - gaskets - joints - Dichtung :	EPDM
4: calotta - nut - écrou - mutter:	CW617N
5: bocchettone - tail - douille - Anschlussutzen	CW617N
10 bar / 110°C	

DIMENSIONI PRINCIPALI / LEADING DIMENSIONS



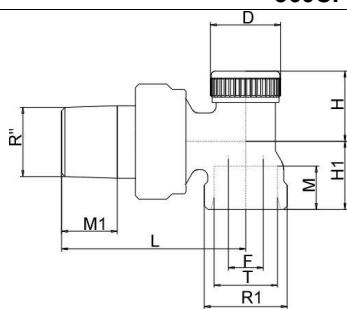
360CP

R"	3/8	1/2
F		10
L		50
H		25
H1		23
M		10
M1		12



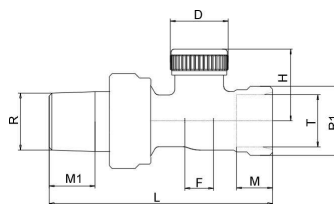
365CP

R"	3/8	1/2
F		10
L		68
H		28
H1		-
M		10
M1		12



350CP

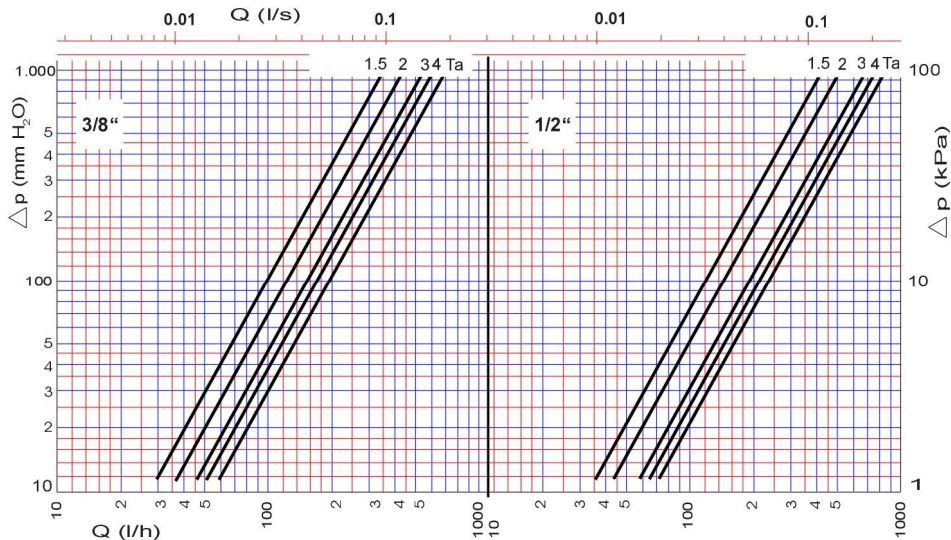
R"	3/8	1/2
R1	1/2"	1/2"
T	16	16
F	10	10
L	48	50
H	20	20
H1	25	25
M	12	12
D	20	20



355CP

R"	3/8	1/2
R1	1/2"	1/2"
T	16	16
F	10	10
L	65	69
H	25	25
M	12.5	12.5
M1	12	14
D	20	20

PERDITE DI CARICO / PRESSURE DROPS



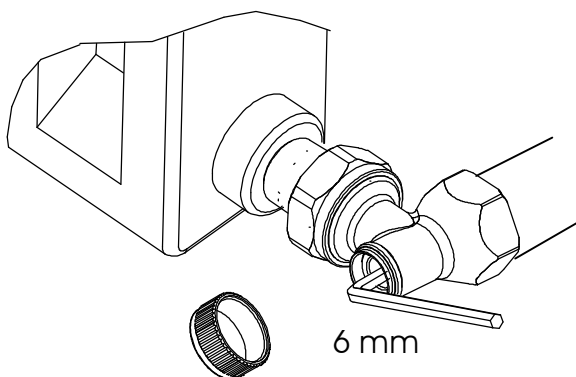
turns	3/8 Kv	1/2 Kv
1.5	1.3	1.5
2	1.6	1.8
3	2	2.2
4	2.3	2.5
Ta	2.5	2.7

REGOLAZIONE DELLA PORTATA: Chiudere completamente il detentore. Il bilanciamento della portata avviene aprendo l'otturatore con una chiave a brugola esagonale da 6mm. I diagrammi mostrano le portate a 1.5 - 4 giri e in posizione tutto aperto (Kv).

FLOW REDUCTION: close completely the lockshield valve. Reduce the water flow by turning the hexagon (6mm) spanner towards open. The capacity diagrams show the water flow at 1.5 - 4 turns and for a fully open valve (Kv).

LIMITATION: Fermer le coude de réglage. Limiter le débit d'eau souhaité en tournant la clé hexagonale (6mm) vers la position ouvert. Les graphiques de capacité montrent la quantité d'eau pour 1.5 - 4 tours ainsi que pour le coude ouvert à fond (Kv).

BEGRENZUNG: Rücklaufverschraubung durch Rechtsdrehen der Spindel absperren. Wasserstrom durch Rechtsdrehen des Sechskantschlüssel (6mm) begrenzen. Die Auslegungsdiagramme geben die Wassermengen bei 1.5 - 4 Schlüsselumdrehungen sowie bei ganz offenem Ventil an (Kv).



INSTALLAZIONE: Installare il detentore sul tubo di ritorno del radiatore. Il detentore è fornito in posizione completamente aperta.

INSTALLATION: install the lockshield on the radiator return pipe. It is delivered in fully open condition.

INSTALLATION: Monter le coude sur la canalisation de retour du radiateur. Le coude est livré totalment ouvert.

EINBAU: Die Rücklaufverschraubung wird im Rücklauf des Heizkörpers montiert. Rücklaufverschraubung wird in voll offenem Zustand geliefert.